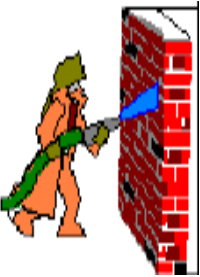








Applying graffiti protection to hard and porous surfaces

| | | | | |
|-----------------------------------------------------------------------------------------------------------------------------------------------------------------------------------------------------------------------------------------------------------------------------------------------------------------------------------------------------------------------------------------------------------|-----------------------------------------------------------------------------------|------------------------------------------------------------------------------------|-------------------------------------------------------------------------------------|-------------------------------------------------------------------------------------|
|  |  |  |  |  |
| Clean the surface | Let dry | Apply preparation by low pressure sprayers or brush | Leave to dry, wait 1 to 2 hours | Inspect area and make sure surface is completely covered. |
| <p style="text-align: center;">Use Delta Graffi-Gard Product is safe, but we recommend wearing protective gloves and splash-proof eye goggles</p> <div style="display: flex; justify-content: center; gap: 20px;"></div> | | | | |