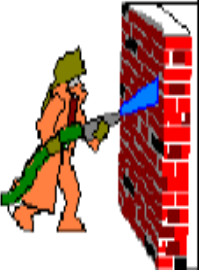








Removal of graffiti from Delta Graffi-Gard protected surfaces

				
Clean off graffiti with hot water under pressure	Let dry	Apply preparation by low pressure sprayers or brush	Leave to dry, wait 1 to 2 hours	Inspect area and make sure surface is completely covered.
<p>To maintain protection use Delta Graffi-Gard Product is safe, but we recommend wearing protective gloves and splash-proof eye goggles</p> <p> </p>				